















ELECTRICAL LEGEND		
SYMBOL	DESCRIPTION	HEIGHT FROM FFL
	FLOOR LEVEL SOCKET (WATERPROOF)	0mm
	LOW LEVEL SOCKET	300mm
	HIGH LEVEL SOCKET	1500mm
	NETWORK	----
	WI-FI REPEATER	----
	SPEAKER	Soffit Level
	PHONE	----
LIGHTING LEGEND		
	ONE WAY SWITCH - 2 GANG	1100 mm
	ONE WAY SWITCH - 3 GANG	1100 mm
	TWO WAY SWITCH - 1 GANG	1100 mm
	TWO WAY SWITCH - 2 GANG	1100 mm
	TWO WAY SWITCH - 3 GANG	1100 mm
	SMALL PENDANT LIGHT POINT	----
	SOFFIT SMALL LIGHT POINT	----

PROPOSED LEVEL -1 PLAN  
SCALE 1:100

